

INTERNATIONAL PROGRAMS GRADUATION CEREMONY PROCEEDINGS BIB, MIB, MSc AND MBA GRADUATES

Official program

International Graduation Ceremony – Access by the Summum

Rue Henri Barbusse, 38100 Grenoble

08:30 a.m.	The Summum doors open Registration for BIB, MIB, MSc and MBA graduates and guests begins <i>To be confirmed soon: Official portrait photographs for BIB and MIB graduates</i>
09:45 a.m.	Registration closes Graduates and guests must be in their seats at the Summum
10:00 a.m.	Ceremony begins
12:00 p.m.	(Approximate) Ceremony ends
12:10 p.m.	Cocktail <i>To be confirmed soon: Official portrait photographs for MBA and MSc graduates</i>
01:15 p.m.	End of the event

Graduation Gala – Access by the Summum

Rue Henri Barbusse, 38100 Grenoble

07:00 p.m.	Registration for graduates & guests begins Placement for dinner
08:00 p.m.	Dinner
10:30 p.m.	Party
04:00 a.m.	Time to say goodbye

Transport: How to get to the Summum from GEM

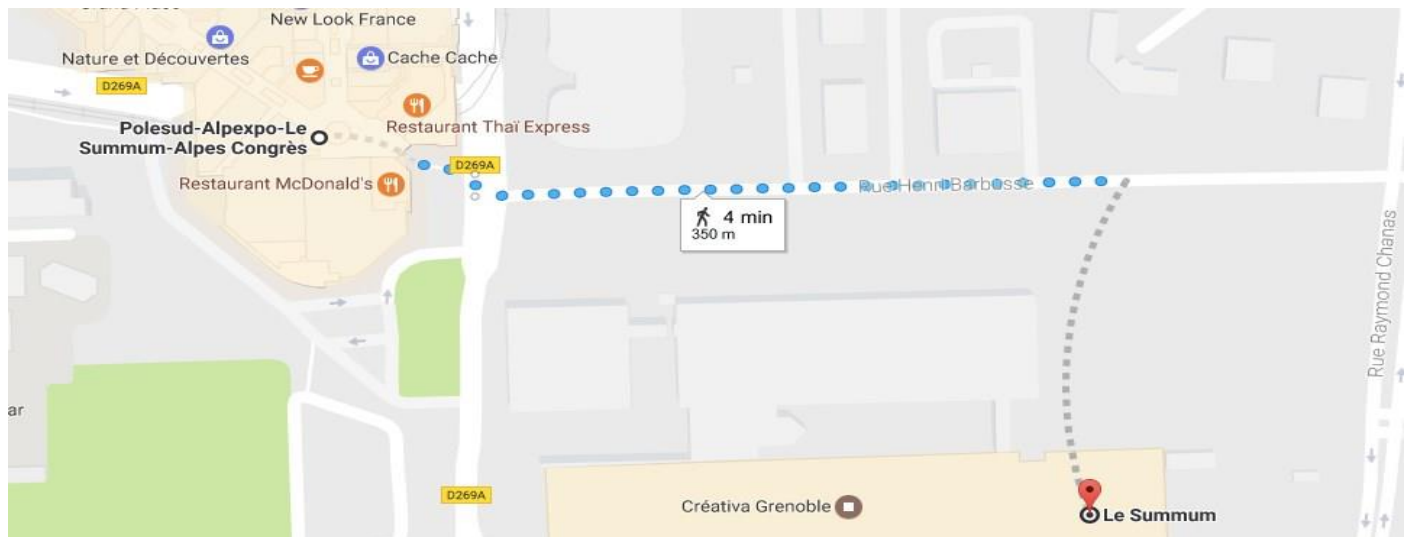
You will take 45 minutes to 1 hour to get to the Summum from the GEM campus or the city center.

BY TRAMWAY:

Click [here](#) to know how to get to the venue from the GEM Campus.

Directions: Go to “Saint-Bruno” or “Gares” tramway station. Take the tramway A with direction to “Echirolles Denis Papin” and walk off the tram at station “Polesud Alpexpo”.

Here’s a map showing the way from the tram station to the Summum Rue Henri Barbusse, 38100 Grenoble.



INTERNATIONAL PROGRAMS GRADUATION CEREMONY PROCEEDINGS BIB, MIB, MSc AND MBA GRADUATES

TAXI:

To go to the Summum: You can also find a taxi terminal at the train station downtown which is next to the GEM campus.

To return to the city center: If you attend the evening celebrations, a terminal to order taxis will be available at the Summun/Alpexpo.

SHUTTLES:

To return to the city center after the evening celebrations: Shuttles will be available to bring you back to Grenoble after the diner and the party.

PARKING:

There is a parking area available at the venue: Rue Henri Barbusse, Grenoble – 38000

Arrival times, gates and registration

You will be required to show your ticket(s), an identity document (i.e. passport) at the gates in order to enter the Summum at the Alpexpo Convention Center. Access by the Summum entrance.

SUMMUM

Rue Henri Barbusse - 38100 - Grenoble

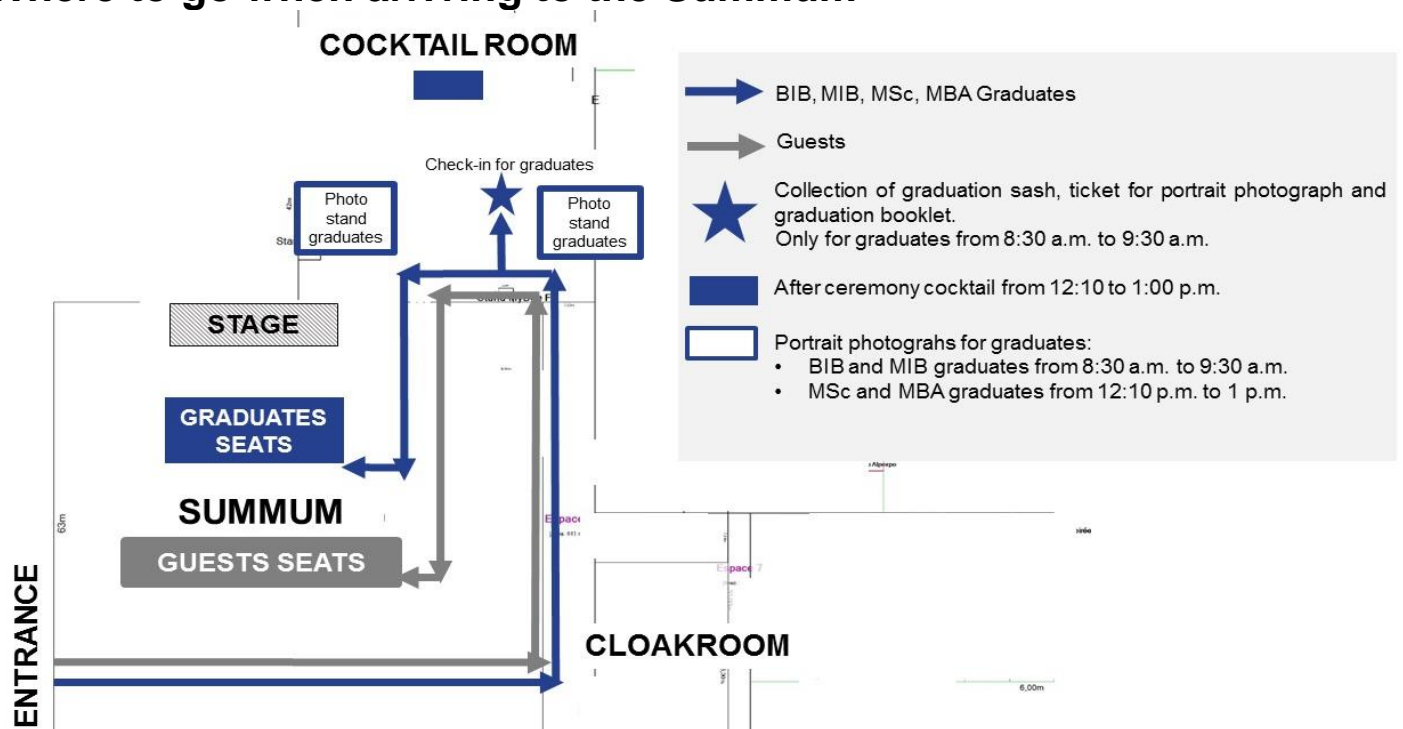
Please **PRINT** and **BRING** the ticket(s) you have received by e-mail, after your online registration through the official platform, to the entrance of the Summum. The ticket(s) can also be displayed on a smartphone but the phone's luminosity must be turned to maximum in order to scan it.

After your check-in, the GEM Gala staff will give you an envelope containing your wristband, and those for your guests, to allow your access to the different areas during the event. You will also find your cash bar card with a couple of prepaid drinks (if you attend the cocktail and/or the evening celebrations). You will also receive instructions for the official individual photographs.

When graduates and guests are registered, they will be guided by the GEM Gala staff to their seats at the Summum Auditorium.

GATES AND REGISTRATION WILL CLOSE AT 9:30 A.M. TO START THE CEREMONY ON TIME, IT IS VERY IMPORTANT TO RESPECT THE ARRIVAL TIME. PAY ATTENTION IF YOU NEED TO ARRIVE EARLIER FOR THE OFFICIAL INDIVIDUAL PHOTOGRAPHS

Where to go when arriving to the Summum



INTERNATIONAL PROGRAMS GRADUATION CEREMONY PROCEEDINGS

BIB, MIB, MSc AND MBA GRADUATES

Graduation sashes for graduates

Graduates need to go to the cocktail area on arrival to pick-up their satin sash, directions below. Representatives from the global GEM Alumni Chapters will provide your graduation sash.

Official individual photographs (INSTRUCTIONS WILL BE CONFIRMED SOON)

Individual photographs will be taken in the cocktail area at Alpeexpo Convention Center, next to the Summum.

There are two slots according to your program:

- **BIB and MIB graduates:** From 8:30 a.m. to 9:30 a.m.
- **MBA and MSc graduates:** From 12:10 p.m. to 1:00 p.m.

You will be guided by the GEM Gala staff. Graduates should take with them the ticket or wristband provided at registration, it will give access to the photo booth for one individual photograph.

The Ceremony – Time to walk

- a) In order to start the ceremony on time – 10 a.m. - graduates and guests should take their seats in the Summum between 8:30 and 9:30 a.m.
- b) Graduates will find the name of each intake on the end of each row and their names on a chair. **The seating plan below.** Guests will have reserved seating towards the rear of the auditorium. Please let us know before Wednesday January 23rd, if you or any of your guests have any disabilities or require special seating arrangements, send your request to gala@grenoble-em.com.
- c) **Graduates must wear the satin sash provided on arrival.**
- d) The Ceremony will last **approximately two hours** and will start with speeches from the school's Deans and Directors.
- e) The programs will be called out by group and in alphabetical order by program coordinator:
 - **BIB group:** BIB - Grenoble, BIB - London and BIB - Paris
 - **MIB group:** MIB - Grenoble, MIB - London, MIB - Singapore, MIB - Paris and MIB - Berlin
 - **MSc programs:**
 - **Finance group:** MSc Finance - Grenoble, MSc Finance - London, MSc Finance - Singapore
 - **Innovation, Strategy and Entrepreneurship group:** MSc Innovation, Strategy and Entrepreneurship – Grenoble
 - **Business Development group:** MSc Business Development– Grenoble
 - **Fashion, Luxury and Management group:** MSc Fashion, Luxury and Management – Grenoble, MSc Fashion, Luxury and Management – London, MSc Fashion and Luxury and Management – Paris
 - **MSc International Human Resource Management in the Digital Age group:** MSc International Human Resource Management in the Digital Age - Grenoble
 - **Marketing Management group:** Grenoble MSc Marketing Management – Grenoble and MSc Marketing Management – London
 - **MBA programs:** MBA Full Time – Grenoble, MBA Full Time – Berlin, MBA Part-Time – Tbilisi and MBA Part – Time – Moscow
- f) Graduates will go up to the stage in turn and will (**plan of the stage below**):
 - **Ascend the right ramp of the stage.** While one graduate walks on stage, **the next graduate should be ready to go on stage.**
 - Shake hands with the Director and the Program Director(s).



INTERNATIONAL PROGRAMS GRADUATION CEREMONY PROCEEDINGS BIB, MIB, MSc AND MBA GRADUATES

- Receive mock certificates from the Program Director. Real certificates will be sent by the school by post after graduation.
 - Head toward the platform at the back of the stage.
 - The first to receive the mock certificate will go on the last step of the platform.
 - Stay in silence on the platform, waiting for the group photo.
 - **After the last graduate of your group has been called, the whole group should be placed on the platform to take the official group photo.**
 - **Descend the platform, then the left ramp (opposite side) of the stage in silence.**
 - Return to your seats in silence.
- g) Graduates should NOT have personal belongings on them when they are called on the stage. NO CELL PHONES OR CAMERAS ALLOWED. If necessary, personal items can be left with family or friends.
- h) Class representatives who have been pre-selected will be called up individually to make their speeches.
- i) Official photographs will be on-line in February or March on the website ww.gem-gala.fr

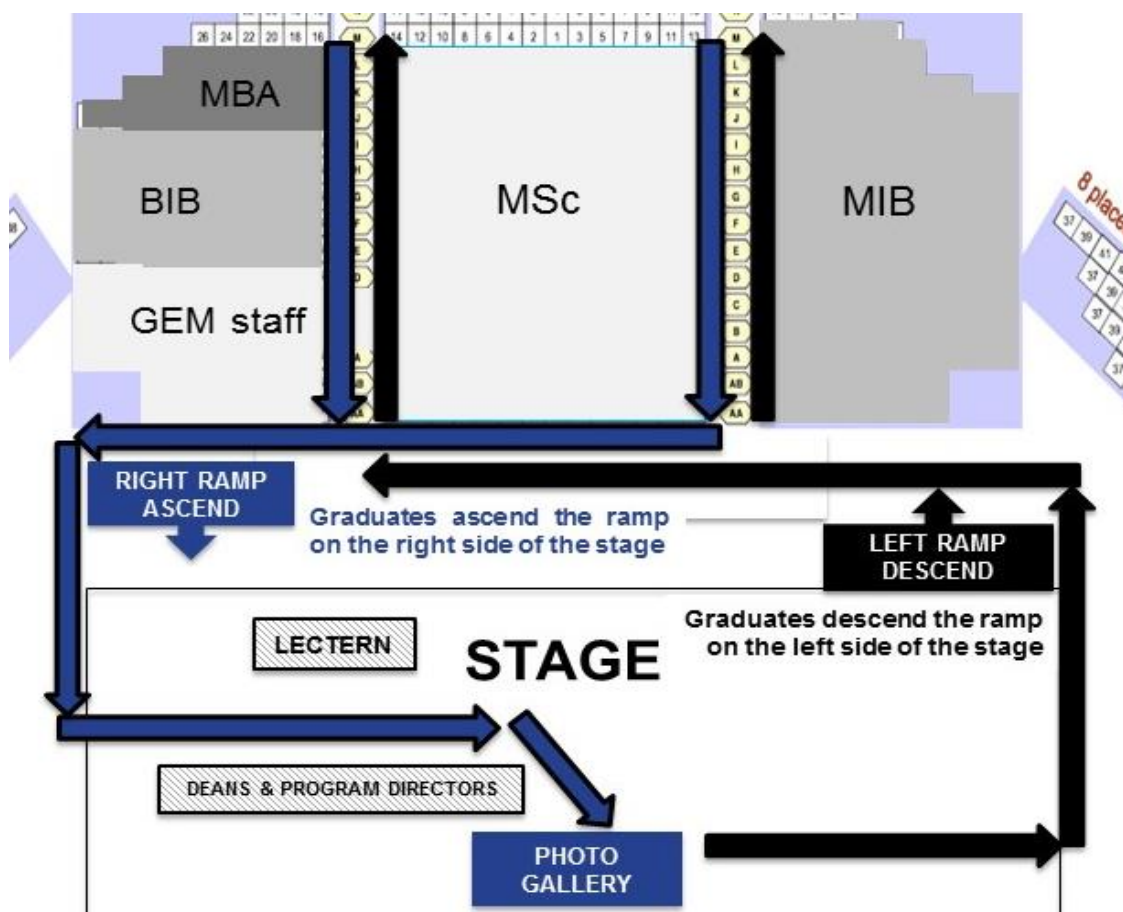
Graduation Etiquette

Graduates are expected to return to their seats after receiving their diploma, and to remain seated for the rest of the ceremony.

Family and guests are asked to remain seated for the entire ceremony, refraining from leaving their seats to take pictures or to talk to graduates.

In order not to disrupt the ceremony, we will ask graduates and guests to place telephones on MUTE. Please respect this request.

Where to seat at the Summun and where to go on stage



INTERNATIONAL PROGRAMS GRADUATION CEREMONY PROCEEDINGS BIB, MIB, MSc AND MBA GRADUATES

After the Ceremony

a) **TO BE CONFIRMED SOON - Official individual photographs (second group):**

Individual photographs for the second group will be taken in the cocktail area at Alpexpo Convention Center, next to the Summum, from 12:10 p.m. to 1 p.m. for MBA and MSc graduates.

You will be guided by the GEM Gala staff. Graduates should take with them the ticket provided at registration, it will give access to the photo booth for one individual photograph.

Photos will be available in February or March on the website www.gem-gala.fr

b) **Cocktail:**

After the Ceremony, graduates and guests are invited for a cocktail at the cocktail area at Alpexpo Convention Center from 12:10 p.m. to 1 p.m.

Have a question or doubt?

Do not hesitate to contact the GEM Gala Team at gala@grenoble-em.com

